



Welcome to Bonn Summer Semester 2024

Agenda

UNIVERSITY OF BONN

- 1) Uni-ID, Student ID and the Semester Ticket
- 2) Housing / City Registration
- 3) Get connected
- 4) Checklist
- 5) Q&A / Formalities

Uni-ID, Student ID and the Semester Ticket

Enrollment steps

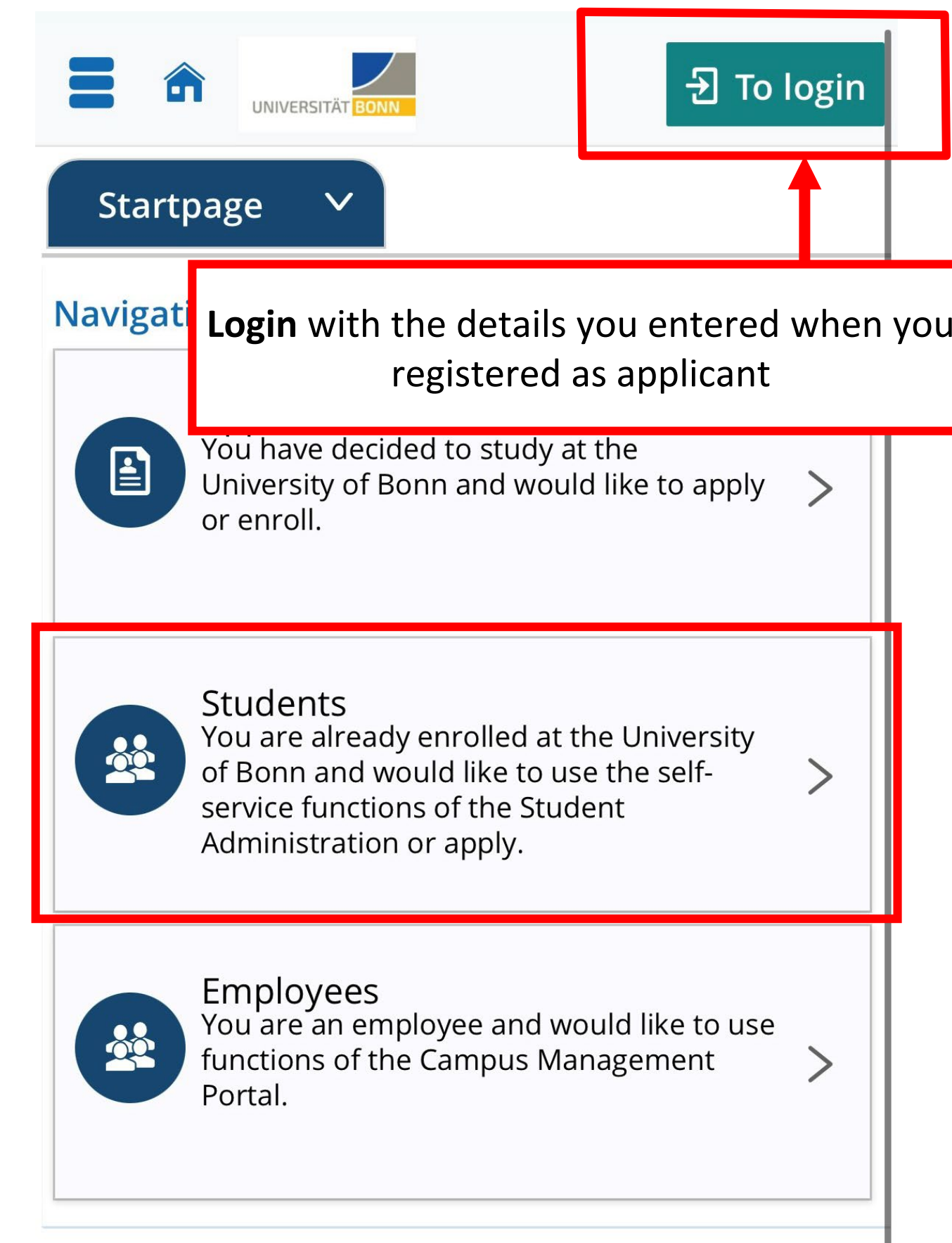
UNIVERSITY OF BONN

- ✓ You successfully completed the online enrollment form
- ✓ You transferd the [social fee](#): include your matriculation number as payment reference
- ✓ A German statutory insurance cleared your insurance status with the University of Bonn
- ✓ The student registry sends an e-mail informing you that you are officially enrolled to the University of Bonn.

How to get your Uni-ID?

UNIVERSITY OF BONN

- Open [the application portal](#) and log in with the details you used when you enrolled.
- There you see your status and receive your Uni-ID
- From now on you can login **with your Uni-ID** at Students.
- Here you can also find **a certificate of enrollment** if required later.



What to do with your Uni-ID?

UNIVERSITY OF BONN

The **Uni-ID** is the access to a variety of IT services of the university:

- The university course catalogue [BASIS](#) and eLearning platform [eCampus](#)
- The university [e-mail](#) service
- The user-ID to get free WiFi in university buildings via [eduroam](#)
- The Uni Bonn App where you can find your student ID and your semester ticket (= free public transport ticket)

Activate your account at: <https://gosa.gosa.uni-bonn.de/gosa>


Uni Bonn App

The Uni Bonn App is where you can find **your student ID and your semester ticket** (= free public transport ticket)

Download the free Uni Bonn App via the **Google Playstore** or the **Apple Appstore**



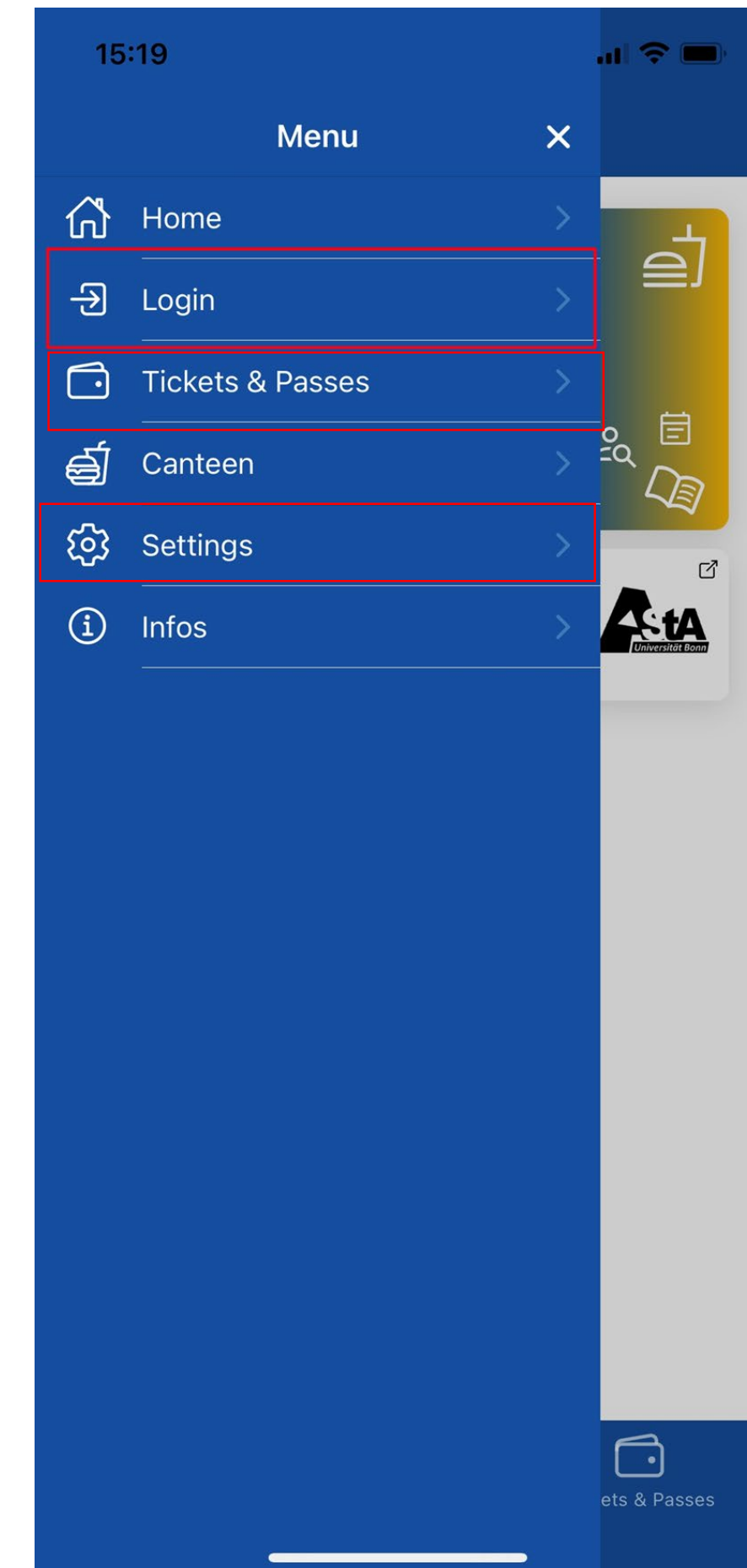

UNIVERSITY OF BONN



Uni Bonn App

UNIVERSITY OF BONN

1. Open the app and click on the menu icon to expand the sidebar
2. Click on "Settings" to change the Language to English/German
3. Click on "Login" in the sidebar to get to the login page
4. Enter your Uni-ID and password in the appropriate fields and click on the "Login" button.
5. Click on "Tickets & Passes" to find your student ID and semester ticket (= free public transport ticket)



Housing & City Registration

You **do not have** confirmed accommodation yet?

UNIVERSITY OF BONN

1. The University of Bonn does not provide any accommodation
2. Stay flexible
3. Keep your options open
4. Start looking for accommodation as soon as possible – do not give up!
5. Consider a short time accommodation for the first couple of weeks while you are room hunting at sight

You **do not have** confirmed accommodation yet?

UNIVERSITY OF BONN

- Student dorm rooms: [Studierendenwerk Bonn](#) (€ 300-550)

- Private market:

www.wg-gesucht.de

www.wg-suche.de

www.housinganywhere.com

Find more information about housing in Bonn in our [flyer](#) or contact housing@uni-bonn.de

You **have** confirmed accommodation
in one of the student dorms?

UNIVERSITY OF BONN

1. You will receive an e-mail from the Studierendenwerk Bonn. **Read the information and attachments carefully.**
2. Fill in and sign:
 - a) Rental contract
 - b) General terms of lease („Allgemeine Mietbestimmungen“)
 - c) SEPA direct debit authorization
3. Send these documents back to the Studierendenwerk Bonn. **Via Post!**
4. **Pay first rent and deposit**
5. **Arrange a move-in date and time** with your property manager
6. Settle-in and get connected with the international tutors of your dormitory

Why do you need to register with the city?

UNIVERSITY OF BONN

It is a legal requirement.

Also, the city registration is important for many following steps:

1. opening a bank account
2. applying for a residence permit
3. getting a German tax ID etc.

How to register with the city?

UNIVERSITY OF BONN

The city registration has to be done **in person**:

A landlord confirmation(“Wohnungsgeberbestätigung”) is required

Make an appointment for the city registration **before coming to Bonn**

www.bonn.de/microsite/en/services/formalities/registration-of-residence.php

- Appointments can have a prolonged waiting period.
- To get an earlier appointment: Try to refresh the page around 7:20 a.m. or call the city administration via + 49 228 776677. If necessary, ask your Study Buddy for help.

Watch our **info video** on Accommodation, City Registration and Broadcasting Fee on Youtube

Get connected

Get in touch with other (international) students

UNIVERSITY OF BONN

- Follow the [Uni Bonn International Students Instagram Account](#) for regular updates on all things regarding living and studying in Bonn
- Join our [International Choir](#)
- Subscribe to the BONNews newsletter to get bi-weekly news about events, Germany, Bonn and the university - subscribe here: listen.uni-bonn.de/wws/subscribe/bonnews.int
- Take English-taught seminars at undergraduate level [International Classroom Bonn](#)

Join the Study Buddy Program

UNIVERSITY OF BONN

- The program matches newly-arrived international students (Mentees) with a University of Bonn student (Buddy) who helps them as they start their studies and adjust to life in Bonn.
- Matching by gender, age, study field, languages, interests (as best as possible)
- **Register** for the program [here](#) (minimum 3 weeks before arrival)

www.uni-bonn.de/studybuddy
study-buddy@uni-bonn.de

Come to the International Club

UNIVERSITY OF BONN

Events and meetings for all international and German students and doctoral students several times per week:

- Game nights, quizzes, language cafés, cookery events, hikes, sports activities, Karaoke, movie nights, and many more

Meeting point at Poppelsdorfer Allee 53

www.uni-bonn.de/int-club
club@uni-bonn.de



Checklist

Which **documents** should you bring?

UNIVERSITY OF BONN

- A **valid passport** – plus if needed a visa for students **and/or an ID card**
- Copy of the passport and visa and/or ID card stored separately while traveling in case of theft or loss
- **Documents relating to your studies**, e.g. your letter of admission and certificate of enrollment
- **Proof of funding**: bank account statement, proof of scholarships etc.
- **Debit card, credit card, cash (Euros)**
- **Driver's license**, if you have one, (International) student ID, if you have one

What should you bring in regard to your **health**?

UNIVERSITY OF BONN

- **Prescription drugs and prescriptions** for the duration of your stay - ask your doctor if you can get your medication on prescription in Germany
- **Medical reports** that you need for continued medical treatment in Germany
- **Proof of health insurance** (either for the period between your arrival and the beginning of the semester (October 1 or April 1) or for your entire stay (e.g. European Health Insurance Card or similar)
- **Vaccination record**

Which **technology** should you bring?

UNIVERSITY OF BONN

- **Charging cable** for your electronic devices such as your cellphone, laptop, tablet, etc.
- **Plug adapters** so that you can use and charge your electronic devices. Germany uses Type F plug sockets and 220 V mains electricity.
- If you are renting a room in a Studierendenwerk dormitory: **Ethernet cable** to get internet access
- Consider buying a prepaid SIM card in Germany since using foreign SIM cards might be much more expensive. Check if your phone would be compatible with such a prepaid card.

Which **clothes, linen and toiletries** should you bring?

UNIVERSITY OF BONN

- **Towels, bed linen and other items** that you will need for your accommodation.
- If you are renting a room in a Studierendenwerk dormitory: you can order a “[Dorm Basic Set](#)” (€ 60) before you arrive
- Find out about what **the weather** is like in Germany so that you pack enough **warm clothes** for the winter and **lightweight clothes** for the summer.
- Enough **toiletries** to cover the start of your stay.

- **Contact details of who is welcoming you** at your accommodation (i.e. dorm house keeper – make an appointment beforehand, landlord, flatmates, receptionist)
- **Directions** to your accommodation
- **Translation App**
- **Address book** (paper or electronic): contact details of your family, friends, important contacts, emergency numbers in Germany
- **Photos** and other little mementos for decorating your room – what will help you get set up and feel comfortable in your accommodation?
- Please bear the [import restrictions](#) in mind imposed by the German customs authorities (for travelers from outside the EU/EEA)

Find the full checklist [here](#)

Important Dates & Next Steps

Important Dates

UNIVERSITY OF BONN

- Check the **Welcome Days** website regularly to stay up to date on all information sessions: www.uni-bonn.de/welcomedays
- **March 06, 2024**, 09:00 a.m.: start of [Intensive German Course Before Starting the Semester](#) – Place: [Adenauerallee 10, 53115 Bonn](#)
- **April 01, 2024**: latest recommended arrival for the semester
- **April 04, 2024**, 10:00 a.m. – 12:00 a.m. (**New date!**): Welcome event for all new international (doctoral) students – Place: [Wolfgang Paul Lecture Hall, Kreuzbergweg 28, 53115 Bonn](#)
- **April 04, 2024**, 13:30 p.m.: Info session on free-time activities + city tour – Place: [Wolfgang Paul Lecture Hall, Kreuzbergweg 28, 53115 Bonn](#)

FORMALITIES – next steps

UNIVERSITY OF BONN

- ☑ Visa for study purposes
- ☑ Insurance
- ☑ Enrollment
- ☑ Payment of social fee → Student ID
- ☑ Accommodation (dorm lease)
- ☑ City registration
- ☑ Residence permit (only non-EU citizens)
- ☑ Opening a bank account (mandatory for scholarship holders)



Contact



International Office

Section 6.3, Section International Students and Study Programm

International students: students@uni-bonn.de

Erasmus+ and Global Exchange students:

erasmus-incoming@uni-bonn.de, globalexchange-incoming@uni-bonn.de

Housing: housing@uni-bonn.de