

WELCOME TO BONN WINTER SEMESTER 2022/23

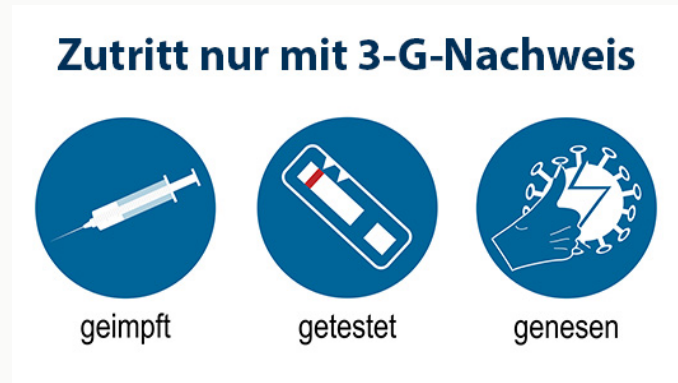


WELCOME TO BONN

1. Covid-19: prevention measures
2. Covid-19: Quarantine
3. Covid-19: Vaccination
4. Covid-19: University regulations
5. Get connected
6. Student-ID
7. Travelling to Bonn
8. Checklist – Before you travel
9. Important dates

1. COVID-19: PREVENTION MEASURES

- FFP2 face mask: recommended in most public places (supermarkets etc.), obligatory in public transport
- Use the German [Corona Warn App](#):
 - to prove your vaccination status
 - to trace encounters with infected people
- 3G: only people who have proof of vaccination, recovery or a negative test result can enter
- 2G+: only people who are vaccinated or recovered and can show a negative test result can enter
- [Rapid tests](#): sometimes free (i.e. if you show symptoms, visiting someone in hospital, living in same household as an infected person, ...); cost 3 € (if participating in indoor event, high-risk status in warn app); 9 € if no exceptions or situations apply



2. COVID-19: QUARANTINE

If you were in a **virus-variant area within ten days** before entering Germany:

- Digital registration to enter Germany here: www.einreiseanmeldung.de
- Have a negative PCR test result (not older than 48 hours) to enter Germany
- Generally, 14 days quarantine, not necessary after submitting proof of **complete** vaccination with a European-licensed vaccine or if virus-variant are is not considered as such anymore during quarantine
- Virus-variant areas: currently none, please check [here](#) before departure

3. COVID-19: VACCINATION

Requirements for **complete vaccination protection**:

Vaccine	Authorisation holder	Number of vaccine doses for complete vaccination
Comirnaty; Permit no. EU/1/20/1528	BioNTech Manufacturing GmbH	2
Spikevax; Permit no. EU/1/20/1507	Moderna Biotech Spain, S.L.	2
Vaxzevria; Permit no. EU/1/21/1529	AstraZeneca AB, Schweden	2
COVID-19 Vaccine Janssen; Permit no. EU/1/20/1525	Janssen-Cilag International NV	2

If you are vaccinated with other vaccines not listed [here](#) or you want to get vaccinated or get your booster shot please get consultation at one of the many vaccination places www.bonn.de/impfen or a resident doctors

4. COVID-19: UNIVERSITY REGULATIONS



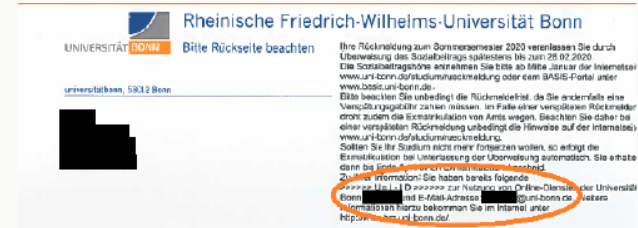
- Currently no restrictions apply when entering university grounds
 - Recommendation to wear masks in university buildings
 - Lecturers decide if masks are required during their courses
- Please keep in mind that regulations, both in the university and in public, may change depending on current infection numbers and development.

6. GET CONNECTED

- Connect with other (international) students:
 - visit events from the [international club](#)
 - join our [international choir](#)
 - register for the [study buddy](#) program
 - join the [International Students Uni Bonn Winter Semester 2022/23 Facebook group](#)
 - get news about events, Germany, Bonn and the university in the bi-weekly newsletter. Subscribe here: listen.uni-bonn.de/wws/subscribe/bonnews.int
 - **English-taught seminars at undergraduate level:** www.uni-bonn.de/ggc



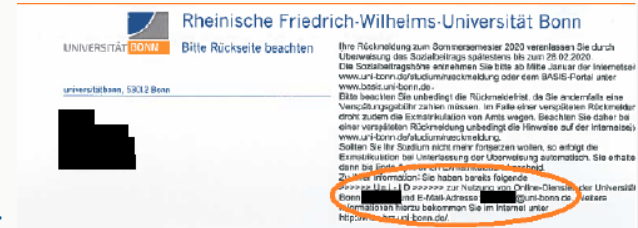
5. STUDENT-ID

1. **After enrollment** you receive an e-mail from the student registry including the exact amount of the social fee and bank account where you need to transfer it to
2. **After the social fee was successfully transferred** the student registry:
 - a) sends your student-ID via post – make sure that your name is on your mail box (if you want to change your mailing address please send an email to intstud@verwaltung.uni-bonn.de)
 - b) Alternatively you can pick up your student-ID at the student registries service point at Poppelsdorfer Allee 49
Mondays – Fridays: 09.00 AM – 12.00 PM and 01.00 PM - 04.00 PM



5. STUDENT-ID: INTERNET ACCESS

- Every student gets their own user-account and own email-address together with the student-ID
- **Activate your account on**
<https://gosa.gosa.uni-bonn.de/gosa>
- You find your initial username & password in the upper right corner of your student-ID letter



5. STUDENT-ID: ACTIVATION



The screenshot shows a web browser window with the URL `gosa.gosa.uni-bonn.de/gosa/`. The page header includes the logos for **UNIVERSITÄT BONN**, **HRZ**, and **GOsa² Identity Management**. Below the header, the text reads "Gosa Anmeldefenster". The main content area is a login form titled "Anmeldefenster" with a small flag icon. It contains the following elements:

- A heading: "Anmeldefenster" with a small flag icon.
- Instructions: "Nutzen Sie Ihre Uni-ID und Ihr Passwort, um sich im Identity Management der Universität Bonn anzumelden."
- A user icon next to a text input field for the username.
- A key icon next to a text input field for the password.
- A link: "Passwort vergessen?"
- A dropdown menu with a computer icon and the text "Universität Bonn".
- An "Anmelden" button at the bottom right.

- Use your username and the initial password to sign in on Gosa
- There you can change your password
- You can always check your Student-ID status there too

5. STUDENT-ID: E-MAIL ACCOUNT AND WIFI

- Check your email regularly: mail.uni-bonn.de
- all university relevant email will be sent to your university email address

- The WiFi network eduroam and bonnet can be used at different university buildings and places (main building, libraries, Hofgarten, etc.)
- Check the [instructions to connect to the WiFi](#) (Uni-ID required)



UNIVERSITÄT **BONN**

E-Mail-Adresse

Kennwort

Meine Einstellungen auf diesem Computer merken

Anmelden

Universität Bonn Mail v. 6.3.0001
Copyright © 2012-2021 AO StalkerSoft

7. TRAVELLING TO BONN

- By plane:
 - Frankfurt
 - Cologne / Bonn Airport
 - Düsseldorf
- By Train using DB or Flixbus (Bonn (IC), Cologne / Siegburg-Bonn (ICE))
- By Bus

8. CHECKLIST – BEFORE YOU TRAVEL DOCUMENTS

- **A valid passport** – plus a visa for students (including doctoral students) who need one before entering the country **and/or an ID card**
- **Copy of the passport and visa and/or ID card** stored separately while traveling in case of theft or loss
- **Documents relating to your studies**, e.g. your letter of admission and certificate of enrollment
- **Proof of funding**: bank account statement, notarized letter from your parents, etc., proof of scholarships from your home university or the scholarship awarding institution
- **Debit card, credit card, cash** (euros)
- **Driver's license**, if you have one, (International) **student ID**, if you have one

8. CHECKLIST – BEFORE YOU TRAVEL HEALTH

- **Prescription drugs** and prescriptions for the duration of your stay. Ask your doctor if you can get your medication on prescription in Germany.
- **Medical reports** that you need for continued medical treatment in Germany.
- **Proof of health insurance** (either for the period between your arrival and the beginning of the semester (October 1 or April 1) or for your entire stay.
- **European Health Insurance Card** or similar.
- **Vaccination record, coronavirus vaccination certificate** (if applicable) + **English translation**

8. CHECKLIST – BEFORE YOU TRAVEL TECHNOLOGY

- **Charging cable** for your electronic devices such as your cellphone, laptop, tablet, etc.
- **Plug adapters** so that you can use and charge your electronic devices. Germany uses Type F plug sockets and 220 V mains electricity.



- **Ethernet cable** to use the Internet in your dormitory.



- Ask your phone provider/find out whether you can use your own cellphone with a German prepaid card. Please bear in mind that calls to other countries from German cellphones are fairly expensive.

8. CHECKLIST – BEFORE YOU TRAVEL CLOTHES AND LINEN

- **Towels, bed linen** and other **items** that you will need for your accommodation. If you are renting a room in a Studierendenwerk dormitory, you can order a "Dorm Basic Set" (60,- €) before you arrive. You will find information about this in your tenancy documents.
- Find out about what the weather is like in Germany so that you pack enough **warm clothes** for the winter and **lightweight clothes** for the summer.
- Pack clothes that you will feel comfortable in if you need to have an interview for an internship or make a presentation.
- Enough **toiletries** to cover the start of your stay.

8. CHECKLIST – BEFORE YOU TRAVEL

DORM BASIC SET

Get your basic equipment, the „Dorm Basic Set“ for 60 Euros

1. ORDER:

Send the order with your surname, given name and your personal number (see Rental Agreement) to internationales@studierendenwerk-bonn.de

2. CONFIRMATION:

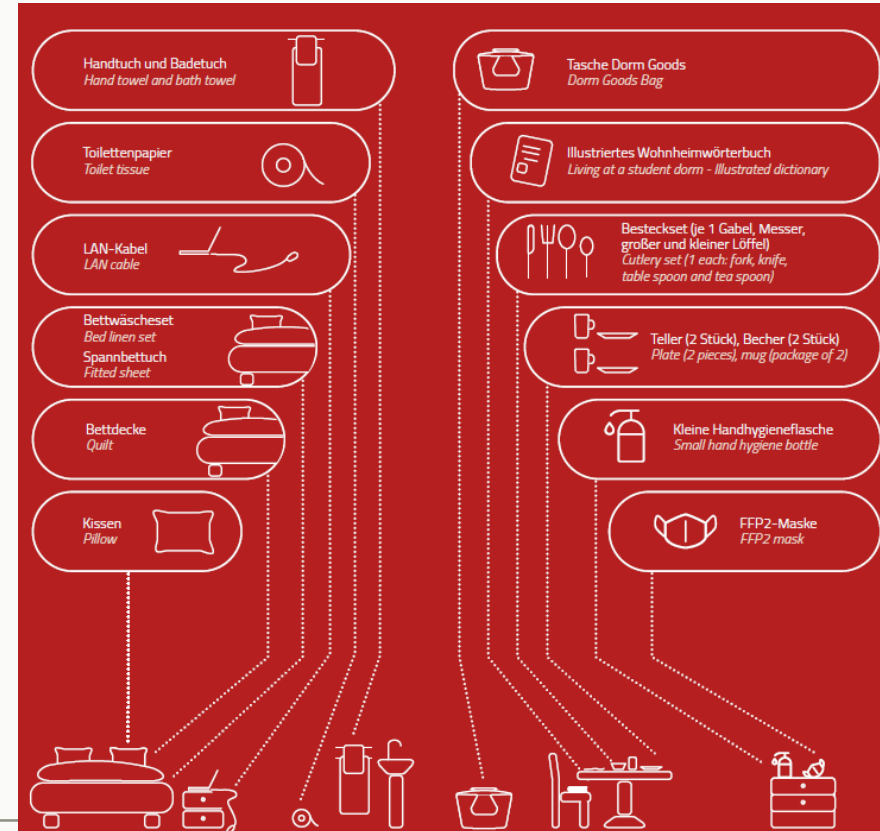
You'll receive a confirmation per email.

3. PAYMENT:

By bank transfer, in cash or with a bank card at the main cashier („Hauptkasse“) Lennéstraße 3, after your arrival in Bonn.

4. PICK UP:

Your Dorm Basic Set will be delivered to your student dormitory. Please pick it up at your property management („Hausverwaltung“) by presenting the deposit receipt when you move in.



8. CHECKLIST – BEFORE YOU TRAVEL FOR THE JOURNEY AND FOR BONN

- **Contact details of person who is welcoming you** at your accommodation (i.e. dorm house keeper – make an appointment beforehand, landlord, flatmates, receptionist)
- **Directions** to your accommodation
- **Translation app**
- A **small padlock**, e.g. to lock your suitcase/trunk or use on a locker in your institute library
- **Address book** (paper or electronic): contact details of your family, friends, important contacts, emergency numbers in Germany
- **Photos** and other **little mementos** for decorating your room – what will help you get set up and feel comfortable in your accommodation?

Please bear in mind the [import restrictions](#) imposed by the German customs authorities (for travelers from outside the EU/EEA)

9. IMPORTANT DATES

Download the **Welcome Days App** to stay up to date on all information sessions and to get connected ([Apple App Store](#) or [Google Play Store](#)). After installing the app, you will have to search for Uni Bonn, register and enter the **event code** “WD22”.

- **Monday, October 03, 2022:** Reunification Day (public holiday), all stores are closed and move-ins into student dorms are not possible
- **Tuesday, October 04, 2022 – time TBA:** First-Semester-Students’ Welcome with welcome from rector and info booths – Place: University main building
- **Wednesday, October 05, 2022 – 10:00 am and 12:00 pm:** Welcome Days Info Booths - Place: [Wolfgang-Paul-Hörsaal](#)
- **Wednesday, October 05, 2022 – 11:00 am:** Welcome Event for all new international students – Place: [Wolfgang-Paul-Hörsaal](#)
- **Wednesday, October 05, 2022 – 01:00 pm:** Meet & Greet with most departmental coordinators
- **Friday, October 07, 2022 – 01:00 pm:** Info event “Free-Time Activities” with City Tour and Pub Crawl afterwards – Place: [Wolfgang-Paul-Hörsaal](#)

All dates and links can be found here: www.uni-bonn.de/welcomedays

CONTACT DETAILS

- Dr. Manuela Meraner m.meraner@uni-bonn.de
- Marina Kohl support@uni-bonn.de / erasmus-incoming@uni-bonn.de
- Marvin Dopieralski housing@uni-bonn.de
- Hanna Hoppe erasmus-incoming@uni-bonn.de
- Hanna Sannwald globalexchange-incoming@uni-bonn.de

Thank you for your attention!