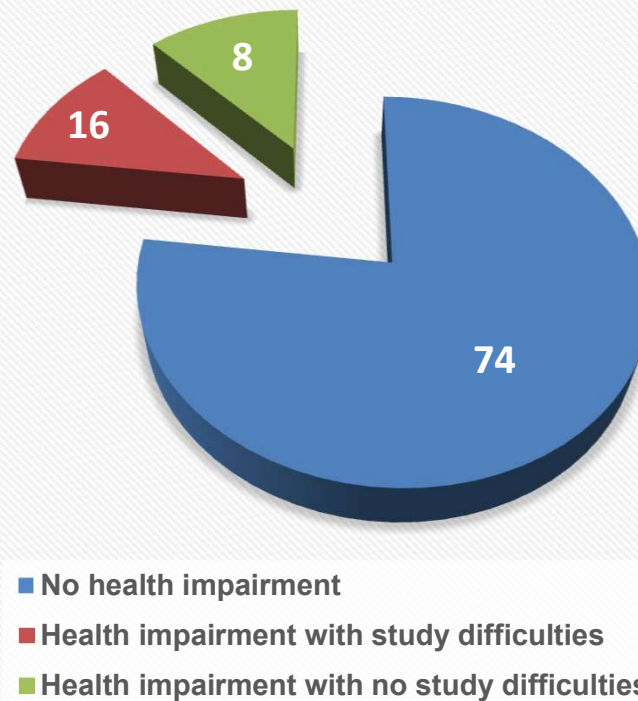
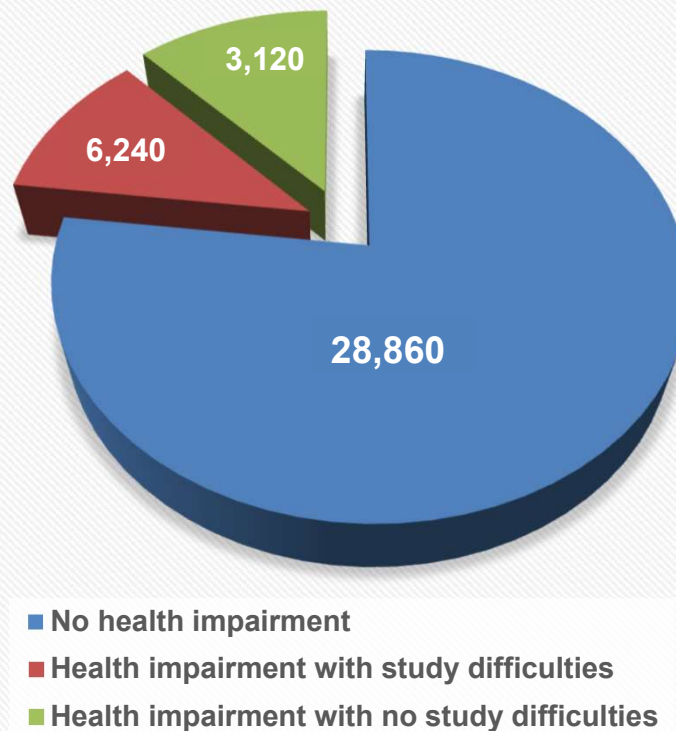


**Percentage of students with health impairments and  
severity of the study difficulties\***  
Students in %\*



\* [DSW 22<sup>st</sup> Social Survey 2021](#)

How many students does this correspond to at the University of Bonn?  
(Based on around 39,000 students in winter semester 22/23\*)



\* Calculated in accordance with [DSW 22<sup>st</sup> Social Survey 2021](#)

### Examples of long-term health impairments\*

<b>Movement impairments:</b> <ul style="list-style-type: none"> <li>• Disease of the supporting structure, back or spine</li> <li>• Chronic pain</li> <li>• Paralysis</li> <li>• Disease or dysfunction of the central nervous system</li> </ul>	4%	<b>Chronic somatic diseases:</b> <ul style="list-style-type: none"> <li>• Gastrointestinal diseases</li> <li>• Chronic pain</li> <li>• Metabolic disorders</li> <li>• Allergies</li> <li>• Multiple sclerosis</li> <li>• Rheumatism</li> </ul>	20%
<b>Hearing and/or speech impairments:</b> <ul style="list-style-type: none"> <li>• Hearing impairment</li> <li>• Deafness</li> <li>• Speech impairment</li> </ul>	2.8%	<b>Learning disorders:</b> <ul style="list-style-type: none"> <li>• Dyslexia</li> <li>• Dyscalculia</li> <li>• AD(H)D</li> </ul>	4%
<b>Visual impairments:</b> <ul style="list-style-type: none"> <li>• Visual impairment</li> <li>• Blindness</li> </ul>	2.5%	<b>Other impairments:</b> <ul style="list-style-type: none"> <li>• Tumor diseases</li> <li>• Autism spectrum disorders</li> <li>• Chronic pain</li> <li>• AD(H)D</li> </ul>	6%
<b>Mental health issues:</b> <ul style="list-style-type: none"> <li>• Depression</li> <li>• Anxiety disorder</li> <li>• Eating disorder</li> <li>• Personality disorder</li> </ul>	53%	<b>Mental health issues and chronic somatic diseases</b> <b>(combination of mental health issue and chronic somatic disease):</b> <ul style="list-style-type: none"> <li>• Depression</li> <li>• Anxiety disorder</li> <li>• Gastrointestinal diseases</li> <li>• Chronic pain</li> <li>• Allergies</li> <li>• Eating disorder</li> </ul>	2%
<b>Other multiple impairments:</b> <ul style="list-style-type: none"> <li>• Mental health issues with “other impairments” or learning disorders</li> <li>• Movement impairments with chronic somatic diseases or mental health issues</li> </ul>	5%		

\* Data collection: Studying with Disabilities—[best2](#)—2016/17

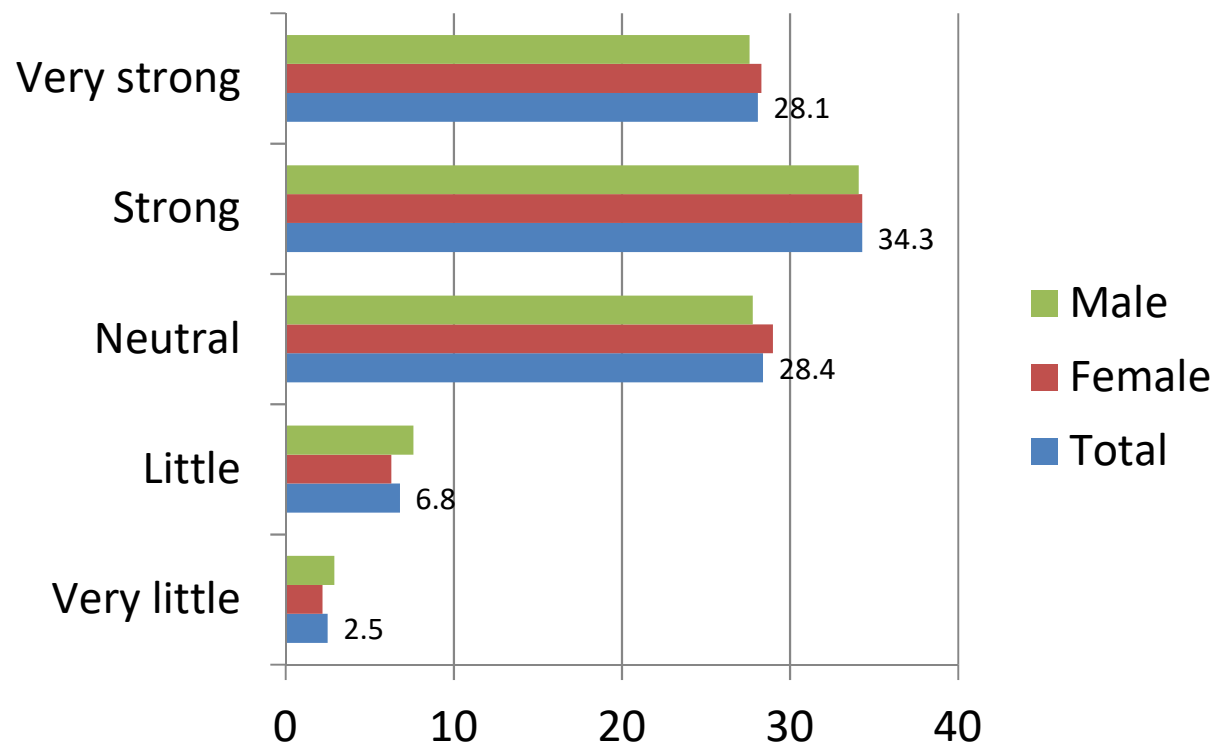
### Types of health impairments (University of Bonn)\*

<b>Movement impairments:</b> <ul style="list-style-type: none"> <li>• Disease of the supporting structure, back or spine</li> <li>• Chronic pain</li> <li>• Paralysis</li> <li>• Disease or dysfunction of the central nervous system</li> </ul>	4.3%	<b>Chronic somatic diseases:</b> <ul style="list-style-type: none"> <li>• Gastrointestinal diseases</li> <li>• Chronic pain</li> <li>• Metabolic disorders</li> <li>• Allergies</li> <li>• Multiple sclerosis</li> <li>• Rheumatism</li> </ul>	16.8%
<b>Hearing and/or speech impairments:</b> <ul style="list-style-type: none"> <li>• Hearing impairment</li> <li>• Deafness</li> <li>• Speech impairment</li> </ul>	0.8%	<b>Learning disorders:</b> <ul style="list-style-type: none"> <li>• Dyslexia</li> <li>• Dyscalculia</li> <li>• AD(H)D</li> </ul>	3.6%
<b>Visual impairments:</b> <ul style="list-style-type: none"> <li>• Visual impairment</li> <li>• Blindness</li> </ul>	1%	<b>Other impairments:</b> <ul style="list-style-type: none"> <li>• Tumor diseases</li> <li>• Autism spectrum disorders</li> <li>• Chronic pain</li> <li>• AD(H)D</li> </ul>	4.6%
<b>Mental health issues:</b> <ul style="list-style-type: none"> <li>• Depression</li> <li>• Anxiety disorder</li> <li>• Eating disorder</li> <li>• Personality disorder</li> </ul>	56.5%	<b>Mental health issues and chronic somatic diseases</b> <b>(combination of mental health issue and chronic somatic disease):</b> <ul style="list-style-type: none"> <li>• Depression</li> <li>• Anxiety disorder</li> <li>• Gastrointestinal diseases</li> <li>• Chronic pain</li> <li>• Allergies</li> <li>• Eating disorder</li> </ul>	3.8%
<b>Other multiple impairments:</b> <ul style="list-style-type: none"> <li>• Mental health issues with “other impairments” or learning disorders</li> <li>• Movement impairments with chronic somatic diseases or mental health issues</li> </ul>	8.7%		

\* Data collection: Studying with Disabilities—[best2](#)—2016/17—University of Bonn Special Analysis

## How strong an effect do the impairments have on your studies?

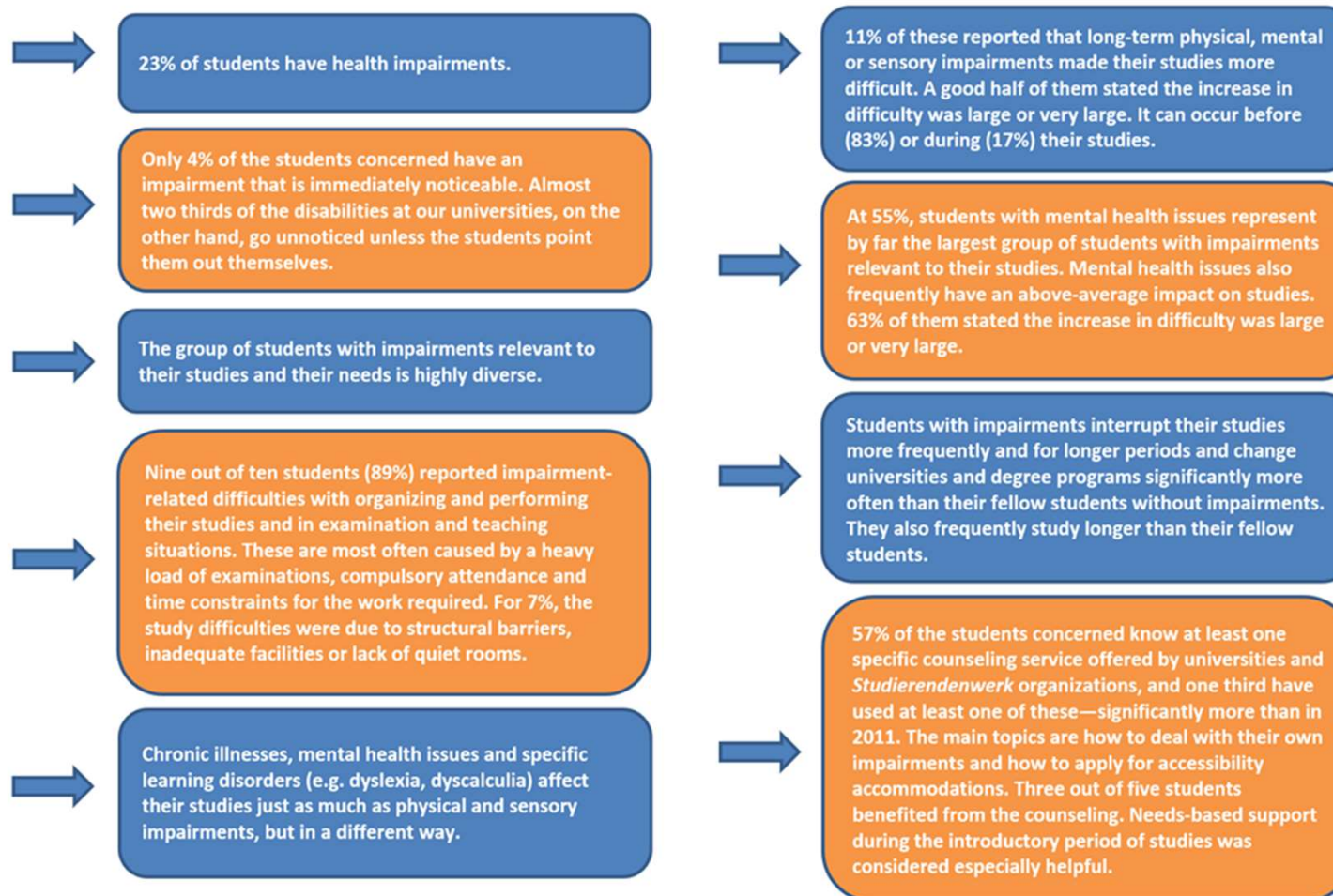
(Figures in %)\*



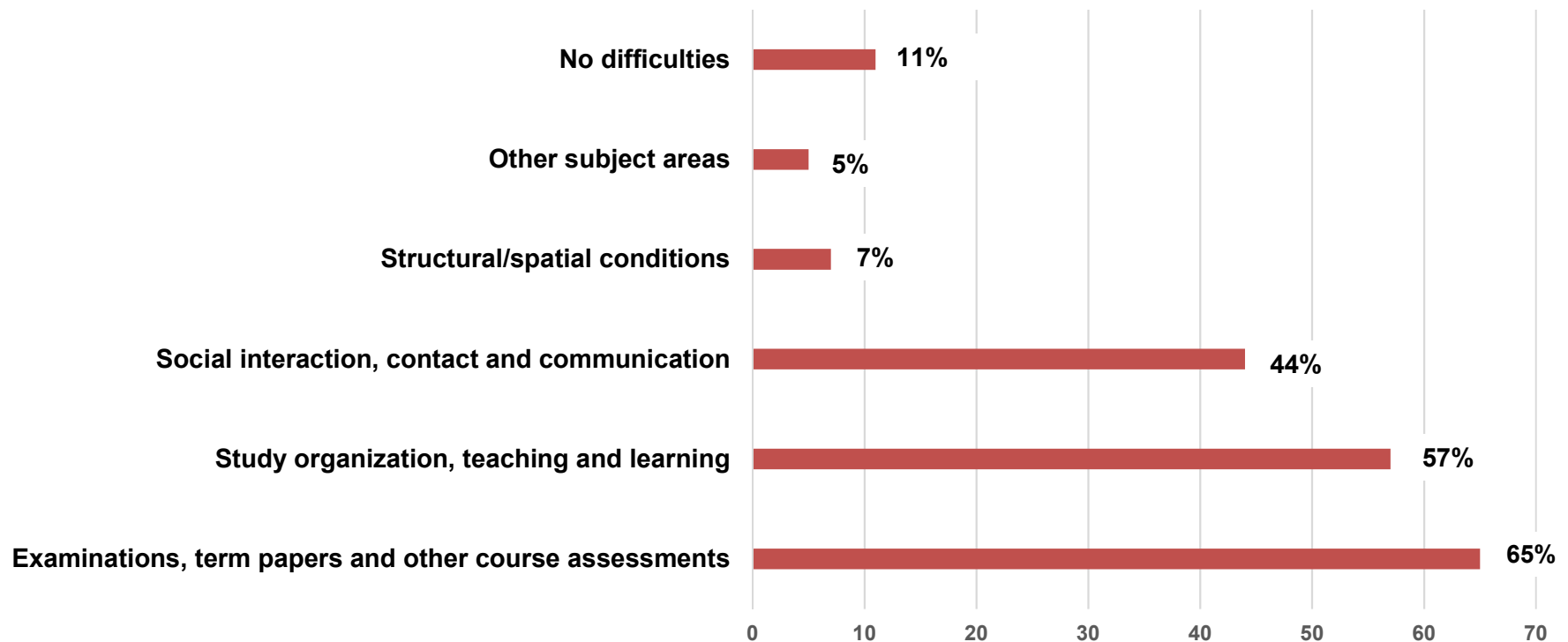
\* Data collection: Studying with Disabilities—[best2](#)—2016/17



Important **results** from the 21<sup>st</sup> Social Survey in 2016 (excerpts):



**Percentage of impairment-related study difficulties**  
(Figures in %)\*



\* Data collection: Studying with Disabilities—[best2](#)—2016/17