

# Towards Knowledge Societies



Hans-Dieter Evers

1

# Agenda

- Measuring the k-society
- Knowledge workers

2

## Knowledge is like light???

*“Knowledge is like light. Weightless and tangible, it can easily travel the world, enlightening the lives of people everywhere”* (World Development Report 1998/99:1).

3

## Indicators of Knowledge Societies

Indicators	Malaysia	Korea	Netherlands	Germany
Population	21	46	16	82
Land area, ths sq km	329	99	34	349
GNP billion US\$	98.2	485.2	402.7	2319.5
GNP at PPP per capita	10920	13500	21340	21300
Mobile phones/1000 people	74	70	52	71
PCs per 1000 people	43	132	232	233
Internet hosts per 10,000 people	19	29	220	107
Scientists and engineers in R&D per million people	87	2636	2656	3016
High technology exports, % of manufacturing exports	67	39	42	25
Nr. of patents filed, residents	141	59249	4460	51948
Nr. of patents filed, non-res.	3911	37308	59279	84667

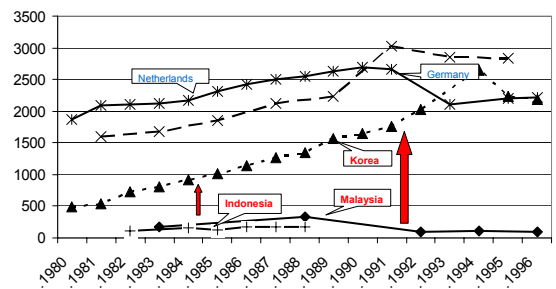
## K-Development Index, 2000

Country	Knowledge Index Score	Knowledge Index	Computer Infrastructure	Info-structure	Education and Training	R&D and Technology
Indonesia	1,518	21	21	20	21	21
Malaysia	2,645	17	17	17	17	16
South Korea	4,053	15	16	11	16	13
Germany	4,615	12	12	13	12	7
Netherlands	4,777	10	10	9	13	8

Source: Third Outline Perspective Plan, Malaysia 2001, Chapter 5, pp. 131-130. For a calculation of the index see p. 129 of the plan

5

## Researchers per Million Inhabitants

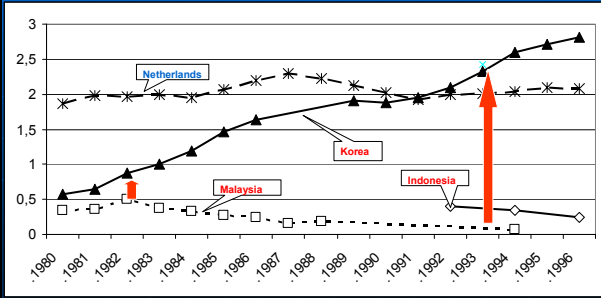


Source: UNESCO 2001. Arrows show the increasing k-gap between Malaysia and South Korea, 1985 and 1995

6

# K-Gap in R & D

Expenditure on R&D as Percentage of GDP, 1990-1997

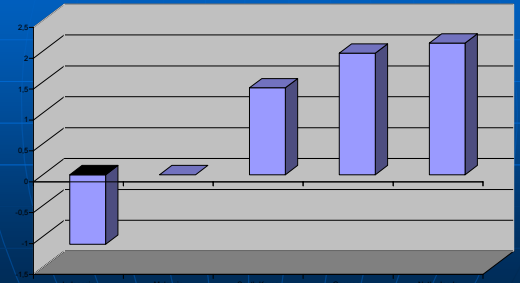


Source: UNESCO 2001

7

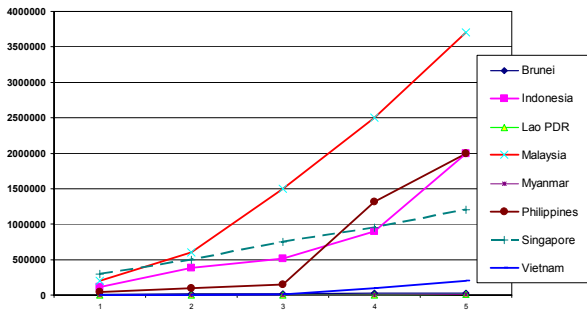
# K-Gap, Malaysia in International Comparison, Year 2000

Knowledge Index Gap, 2000



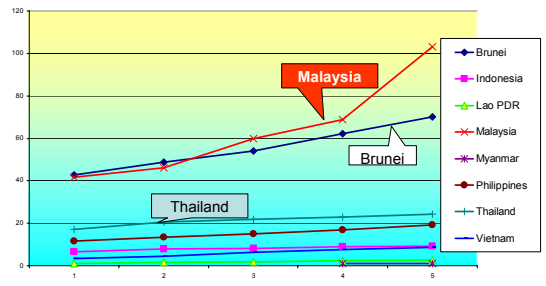
8

# ASEAN K-GAP Internet Users 1996 - 2000



9

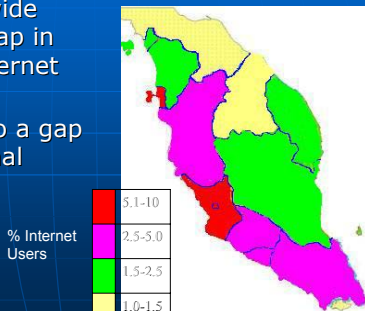
# ASEAN K-Gap PCs/1000 people, 1996-2000



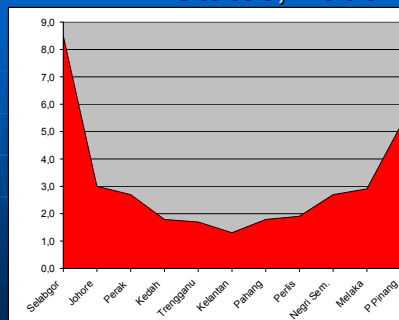
10

# Internal K-Gap West Malaysia, 2000

- There is a wide internal k-gap in terms of internet use
- There is also a gap in educational attainment



# Internal K-Gap, West Malaysian States, 2000

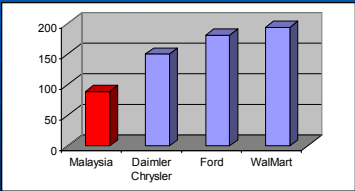


12

# GDP Malaysia and Revenue of Mayor Companies, 2000

(in billion US \$)

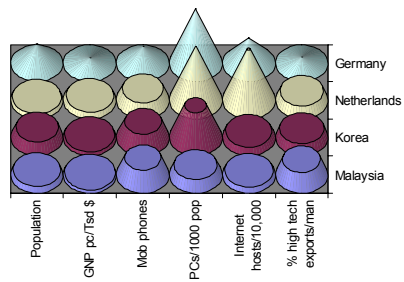
- Among the biggest one hundred economic units are 49 countries and 51 corporations
- Government ministries, universities and research institutes are dwarfed by the R&D divisions of large companies.



# The Epistemic Landscape



# The Epistemic Landscape



# How to close the K-gap?



April 2006

## ZEF Policy Brief No. 6

Wissen und Entwicklung-Strategien für den Aufbau einer Wissensgesellschaft

von Hans-Dieter Evers, Solvay Genko und Thomas Munkhoff

# K&D Strategies

- Create K-centres of excellence
- K-clusters (learning regions)
- GPN
- Use local K to gain comparative advantages

# Thank you for your attention.

